

**ETP-MT/R-PCS**  
**Wireless and Switched Power Ready**  
**(for Power Charging Systems)**  
**Blue Light Phone Tower**

**Description**

The Wireless and Switched Power Ready Blue Light Phone Tower, Model **ETP-MT/R-PCS**, accommodates a Power Charging System (sold separately) for switched power and a wireless antenna/interface for greater deployment flexibility. This tower is often installed in areas with a switched power source such as a lighting grid in a surface parking lot or on a campus walking trail.

**Features**

- Internal mounting shelf and removable mounting panel facilitate the mounting of power and wireless components.
- Built-in aerator allows for passive ventilation.
- Offers contemporary architectural styling and prominent visibility
- Attention-getting LED Blue Light is included and mounted atop the unit. The LED Blue Light is continuously lit and flashes for the duration of a call when the “EMERGENCY” button is pressed to draw attention to the unit.
- LED Blue Light is housed in a protective polycarbonate housing (except for configurations with a camera arm)
- Call Station faceplate is illuminated at all times by an LED Panel Light
- Vandal-resistant structure and coating designed to resist extreme weather conditions
- A variety of signage, graphics, and color choices are available
- ADA-compliant

**Specifications**

<b>Construction:</b>	0.25 in. steel
<b>Dimensions (W x D x H):</b>	12.0 x 10.0 x 108.0 in. (305 x 254 x 2743 mm) with 2-inch radius corners
<b>Weight:</b>	350 lbs. (159 kg)
<b>Coating:</b>	High-gloss, multi-layer, corrosion-inhibitive system with resistance to UV-fade and graffiti protection
<b>Colors:</b>	Safety Blue is standard. Available in other colors.
<b>Signage:</b>	3.25-inch high reflective white “EMERGENCY” lettering with wide-angle visibility is standard. Available in other colors, lettering, and graphics.
<b>Lighting:</b>	<b>LED Blue Light:</b> 209 lumens peak, 78 flashes per minute, 70% of initial lumens after 50,000 hours of operation
	<b>LED Panel Light:</b> Ultra bright LEDs, 50,000 hour lifetime
<b>Power:</b>	<b>LED Blue Light:</b> <i>(select 120VAC or 12-24VDC/24VAC configuration at time of purchase)</i> 7.8 watts, 120VAC 7.8 watts, 12-24VDC/24VAC
	<b>LED Panel Light:</b> 1.2 watts, 12-120VAC/DC
<b>Mounting:</b>	Mounts into concrete foundation using included hardware (shipped in advance). Mounting options available for pre-poured parking decks.
<b>Operating Temperature:</b>	-40° F to +150° F (-40° C to +65° C)
<b>Ingress Protection:</b>	NEMA 3R



*Call Station sold separately (shown with Model VOIP-600C)*

# ETP-MT/R-PCS Wireless and Switched Power Ready (for Power Charging Systems) Blue Light Phone Tower

## Specifications (Continued)

### Approvals:

ETL Recognized – Conforms to UL Standards 60950-1 and 60950-22.

### Warranty:

Certified to CSA Standard C22.2 Nos. 60950-1 and 60950-22.

5-year limited warranty on metal and mechanical components  
2-year limited warranty on electronics (i.e. lighting)



### IMPORTANT NOTE:

Tower includes:

- an LED Blue Light
- an LED Panel Light
- Anchor Bolt Kit

Call Station is sold separately.

## Options

### Parking Deck Mounting Kit:

Order model **ETP-PDMK-4** to mount on pre-poured parking deck.

### 42 Ah Power Charging System:

Order model **PCS-42-6** for the Power Charging System with 42 amp-hour battery and 6 amp battery charger.

### 84 Ah Power Charging System:

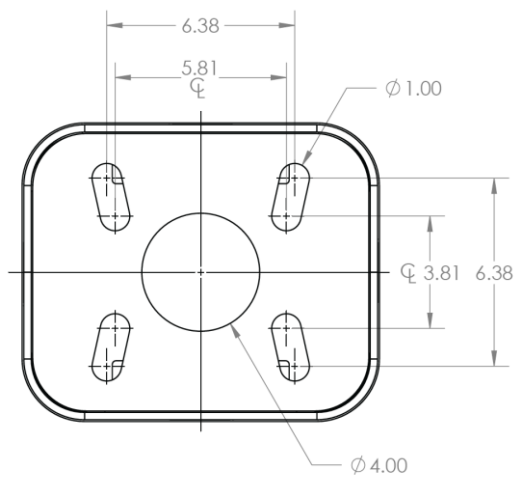
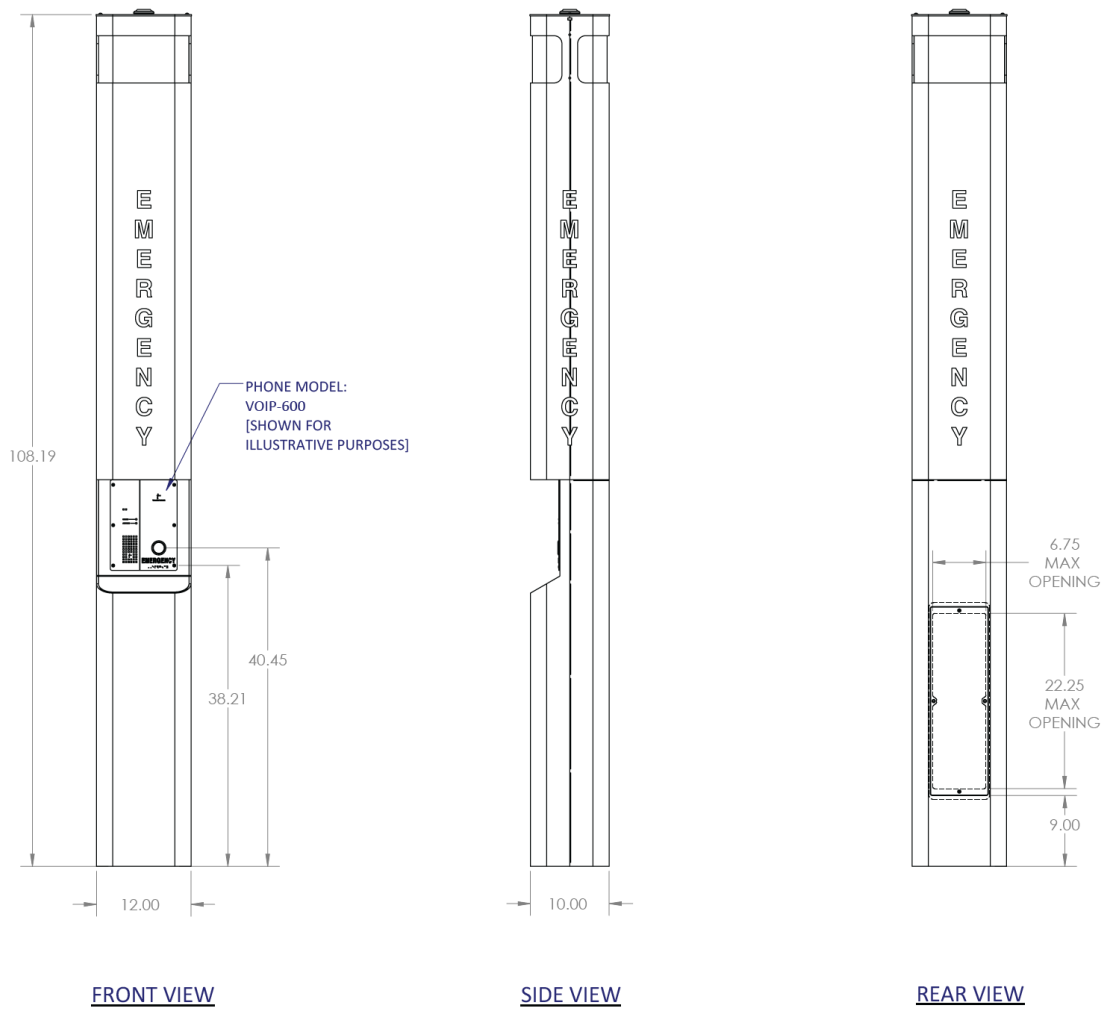
Order model **PCS-84-10** for the Power Charging System with 84 amp-hour battery bank and 10 amp battery charger.

# ETP-MT/R-PCS

## Wireless and Switched Power Ready (for Power Charging Systems)

### Blue Light Phone Tower

#### Dimensional Diagram



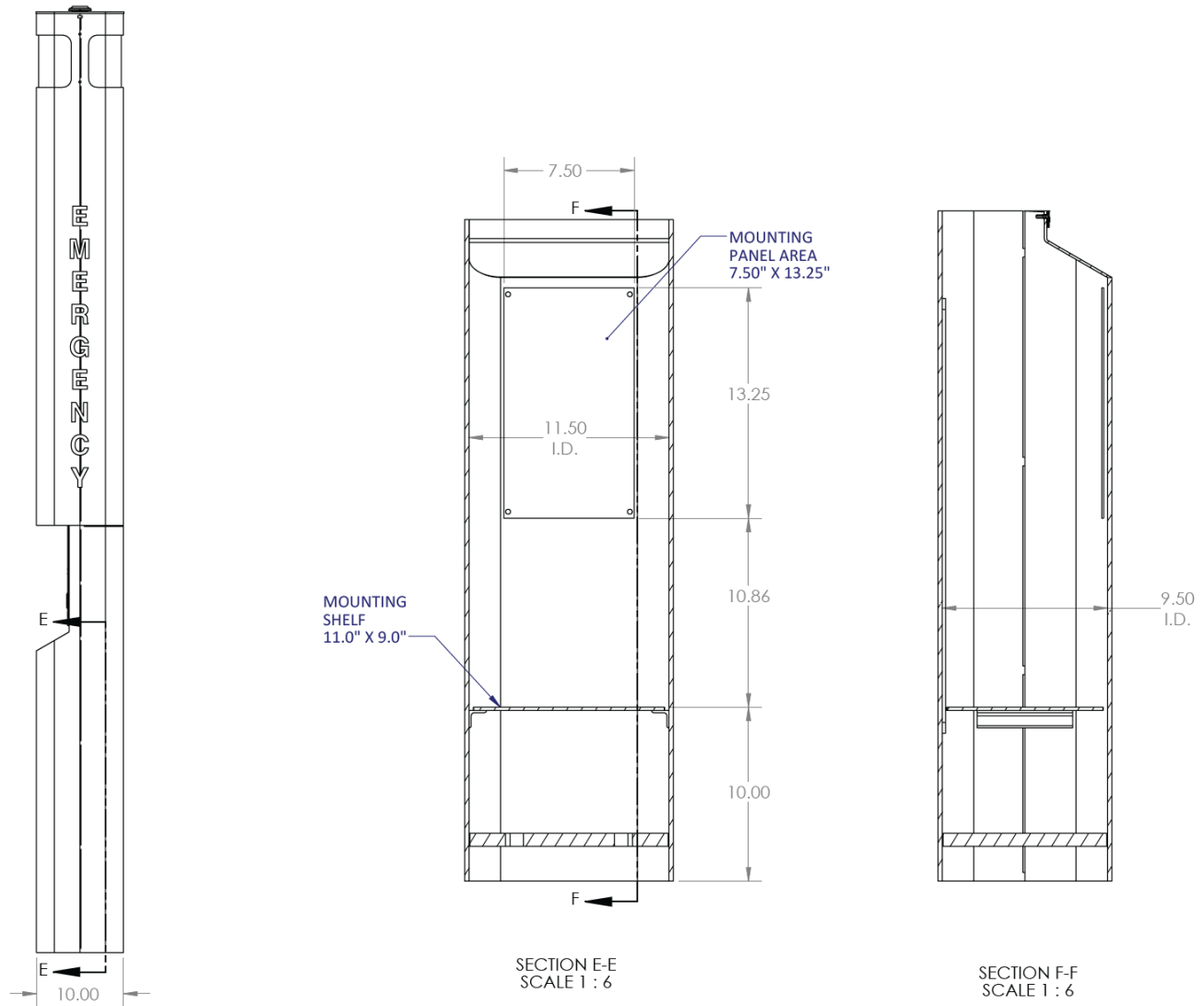
All dimensions are in inches and are provided for reference only.

# ETP-MT/R-PCS

## Wireless and Switched Power Ready (for Power Charging Systems)

### Blue Light Phone Tower

#### Dimensional Diagram (Continued)



SIDE VIEW

All dimensions are in inches and are provided for reference only.