



TALKAPHONE



VOIP-600 SERIES IP CALL STATION

EMERGENCY PHONES

VOIP-600 SERIES IP CALL STATIONS FEATURE A CLEAN AND SIMPLE INTERFACE WITH BACKLIT CALL PROGRESS SIGNAGE FOR THE HEARING IMPAIRED. THE UNITS ARE CONSTRUCTED OF 316 MARINE GRADE STAINLESS STEEL AND ARE IP66 RATED FOR HARSH ENVIRONMENTS.






Talkaphone's VOIP-600 Series Call Station has tested compatible with Cisco UCM 7.1 and UCM 8.6. The Cisco Compatible logo signifies that Talkaphone's product has undergone interoperability testing by Talkaphone together with Cisco and a third-party test house based on testing criteria set by Cisco. Talkaphone is solely responsible for the support and warranty of its product. Cisco makes no warranties, express or implied, with respect to Talkaphone's product or its interoperation with the listed Cisco product(s) and disclaims any implied warranties of merchantability, fitness for a particular use, or against infringement.

Talkaphone's VOIP-500 Series and VOIP 600 Series Call Stations directly support the Singlewire InformaCast IP Speaker Protocol. Singlewire InformaCast Advanced is a full-featured emergency notification solution that enables people to reach Cisco IP phones, speakers, cell phones (with InformaCast Mobile), and other devices with text and live, ad-hoc, pre-recorded, or text-to-speech audio.

This integration and direct support offers organizations the opportunity to leverage the SIP-compliant VOIP-500 Series and VOIP-600 Series Call Stations as endpoints for triggering and receiving InformaCast broadcasts. In addition to being capable of receiving live, ad-hoc, pre-recorded, or text-to-speech audio, the VOIP-500 Series and VOIP-600 Series Call Stations button can be configured to place a call to a preset extension phone number. Singlewire InformaCast Advanced can be configured to monitor that extension phone number utilizing the CallAware module and, as a result, trigger a broadcast.

FEATURES

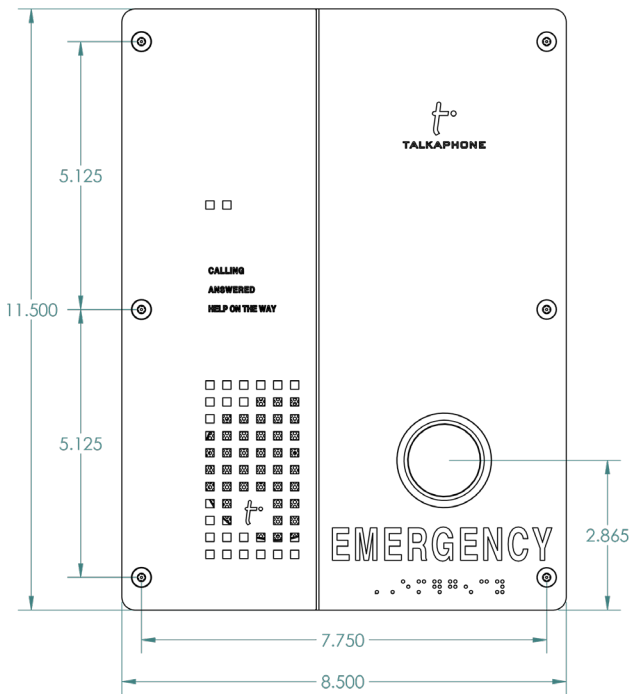
- Clean and simple interface with backlit call progress signage for the hearing impaired
- Vandal resistant 316 marine grade stainless steel faceplate
- Exceptional sound clarity during conversation (over 90dB, configurable) and paging (over 100dB, configurable)
- Unit can be paged remotely as part of Talkaphone's Wide-area Emergency Broadcast System (WEBS®) or by placing a call into the unit
- Additional Layer 2 switch Ethernet port to connect other devices (e.g. IP Video Cameras)
- Supports standard SIP protocol
- Configuration and firmware upgrades through Web GUI
- Power over Ethernet (PoE, 802.3af), 12V DC, 24V AC/DC
- Raised letter and Braille signage for ADA compliance
- Built-in auto-dialer can dial six numbers: if first number doesn't answer or is busy, dials next number
- Auto-answer allows security to monitor and initiate calls with the unit
- Automatically inform the attendant of an IP call station's location via recorded message
- Self-diagnostic testing of built-in buttons, microphone and speaker on schedule and fault reporting

	VOIP-600E - Single Button Emergency IP Call Station	VOIP-600EI - Dual Button Emergency / Info IP Call Station
		
Construction:	0.086 in (2.13mm) #4 brushed 316 stainless steel signage plate. UV-resistant Polyethylene Terephthalate (PET) dead-front signage panel	0.086 in (2.13mm) #4 brushed 316 stainless steel signage plate. UV-resistant Polyethylene Terephthalate (PET) dead-front signage panel
Dimensions (W x D x H):	Front Panel: 8.5 x 11.5 in. (216 x 292 mm) Back Box: 9.78 x 6.37 x 2.77 in. (248 x 162 x 70 mm)	Front Panel: 8.5 x 11.5 in. (216 x 292 mm) Back Box: 9.78 x 6.37 x 2.77 in. (248 x 162 x 70 mm)
Weight:	5 lbs. (2.3 kg)	5 lbs. (2.3 kg)
Storage Temperature:	-40° F to +149° F (-40° C to +65° C)	-40° F to +149° F (-40° C to +65° C)
Operating Temperature:	-40° F to +131° F (-40° C to +55° C)	-40° F to +131° F (-40° C to +55° C)
Relative Humidity:	Up to 95% non-condensing	Up to 95% non-condensing
Protection:	IP66, circuit board conformal coated	IP66, circuit board conformal coated
Mounting:	Flush mount (surface mount options available)	Flush mount (surface mount options available)
Communication:	Full Duplex 2-way hands-free communication	Full Duplex 2-way hands-free communication
Digit Capacity:	Up to 30 digits, including pauses, for each of six phone numbers	Up to 30 digits, including pauses, for each of six phone numbers per button
Call Control Signaling:	SIP (RFC3261 compliant)	SIP (RFC3261 compliant)
Audio Codecs:	G.711 PCM a-Law @ 64kbps, G.711 PCM u-Law @ 64kbps, G.729a, G.723.1a	G.711 PCM a-Law @ 64kbps, G.711 PCM u-Law @ 64kbps, G.729a, G.723.1a
Power:	Nominal: +12VDC (500mA), +24VAC/DC (300mA), or PoE (+36VDC - 57VDC, 150mA) Max: +12VDC (800mA), +24VAC/DC (500mA), or PoE (+36VDC - 57VDC, 250mA) NOTE: if not connecting PoE, a dedicated line regulated power supply required.	Nominal: +12VDC (500mA), +24VAC/DC (300mA), or PoE (+36VDC - 57VDC, 150mA) Max: +12VDC (800mA), +24VAC/DC (500mA), or PoE (+36VDC - 57VDC, 250mA) NOTE: if not connecting PoE, a dedicated line regulated power supply required.
Auxiliary Contacts:	3 Aux Inputs: dry contact, 10mA @ 8VDC 3 Aux Outputs: dry contact, 120mA @ 120VAC/DC	3 Aux Inputs: dry contact, 10mA @ 8VDC 3 Aux Outputs: dry contact, 120mA @ 120VAC/DC
Network:	10/100 BaseTX Ethernet, RJ45 connectors, Cat 5e or better	10/100 BaseTX Ethernet, RJ45 connectors, Cat 5e or better
Programming:	Non-volatile Flash Memory programming and configuration through Web GUI	Non-volatile Flash Memory programming and configuration through Web GUI
Configuration:	Static IP address provisioning and DHCP client. Monitoring via Syslog application	Static IP address provisioning and DHCP client. Monitoring via Syslog application
Self-Diagnostics:	Checks the status of built-in buttons, microphone, speaker, and optional WEBS® speaker array. The results are reported via email, phone call, or activation of auxilliary output interface.	Checks the status of built-in buttons, microphone, speaker, and optional WEBS® speaker array. The results are reported via email, phone call, or activation of auxilliary output interface.
Approvals:	ETL Listed -- Conforms to ANSI/UL Standards 60950-1 and 60950-22. Certified to CAN/CSA Standard C22.2 Nos. 60950-1 and 60950-22. 	

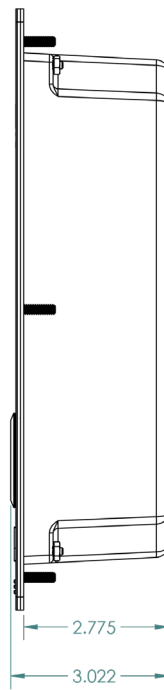
NOTE: Not all features of the VOIP-600 Series IP call stations are available when used in conjunction with analog telephony adaptor devices or with Public Switched Telephone Network (PSTN). For example, the round robin dialing feature (See "VOIP-600 Configuration and Operation Manual", Section 4.5.1) and voice message functionality (See "VOIP-600 Configuration and Operation Manual", Section 4.8) of the VOIP-600 Series IP call station may not operate as described in the manual when used in conjunction with equipment such as a Model VOIP-1-2-4-8 interface, 3rd party gateways, and/or PSTN interfaces such as T1, PRI, or loopstart trunks.

DIMENSIONAL DRAWING

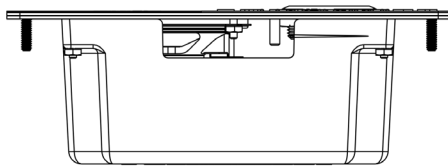
All dimensions are in inches and are provided for reference only.



FRONT VIEW



SIDE VIEW



BOTTOM VIEW



TALKAPHONE

THE LEADERS IN SECURITY AND LIFE SAFETY COMMUNICATIONS

OPTIONS & ACCESSORIES

Camera:

Add to Model:	Description:
3	Built-in miniature IP camera (e.g. VOIP-600E3-ES)

Custom Signage:

Custom signage is available, including Braille and silkscreen, in a variety of languages.